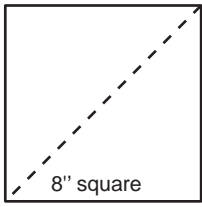


# Round Form

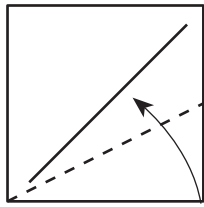
NEW WORLD ORIGAMI SERIES: Book 3  
by Tomoko Fuse

<http://www.owt.com/gdscott>

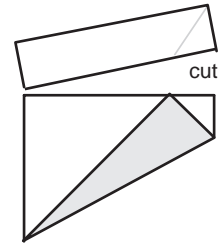
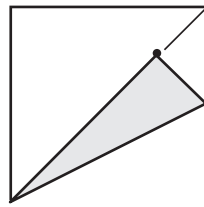
## Establishing a 1:2 sq. root proportion.



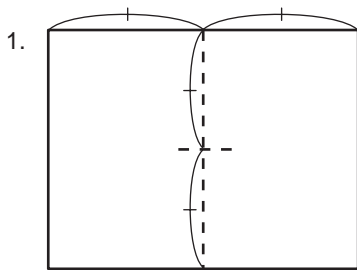
8" square  
make a diagonal fold.



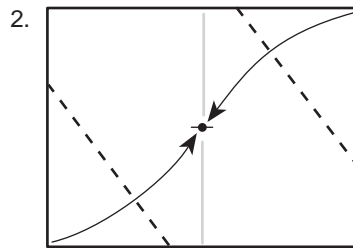
fold corner up to the diagonal fold.



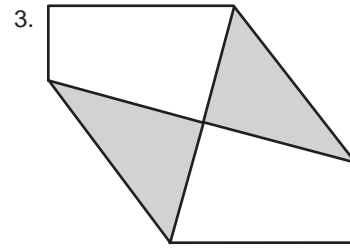
make a horizontal cut where the corner ends on the diagonal crease.



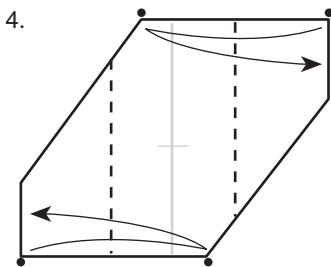
1. fold in half and open. pinch a marking fold in the center in the other direction.



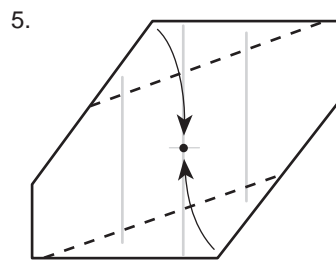
2. fold corners to center.



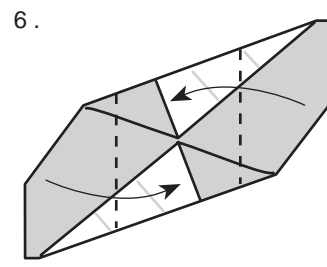
flip over.



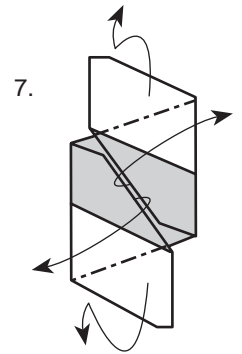
4. match dots. fold over and open.



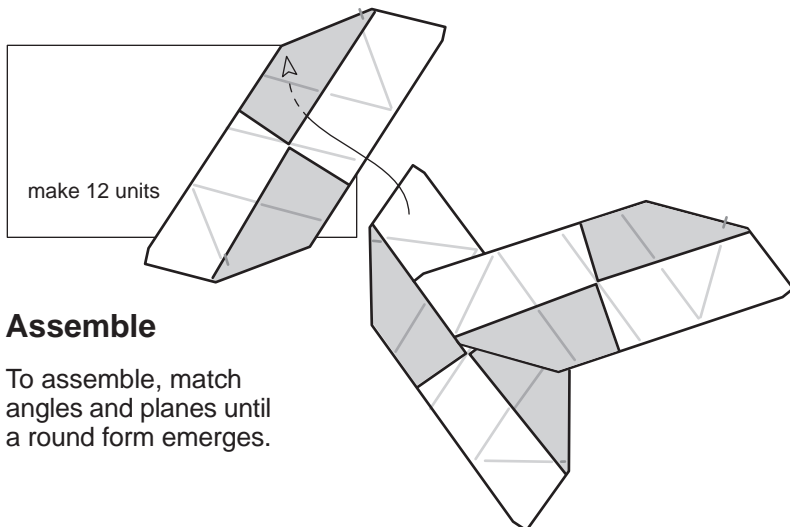
5. fold corners to center dot



6. refold along vertical folds.



7. open and flatten.



## Assemble

To assemble, match angles and planes until a round form emerges.

